



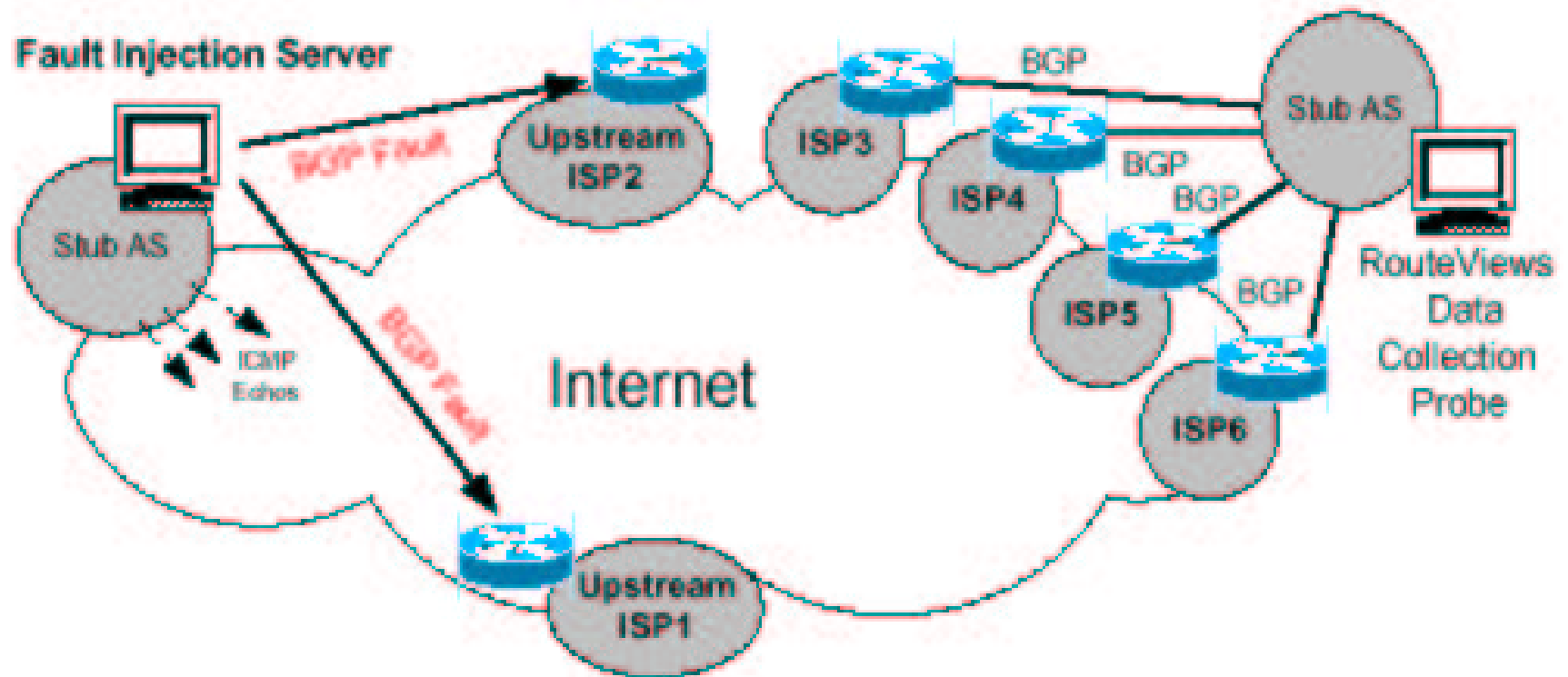
*Leiden 2002*

Tim Griffin (AT&T Research)  
Z. Morley Mao (UC Berkeley)

# Inspiration from Abha and Craig

- Pioneer work by Ahuja, Labovitz, et al. [sigcomm 2000]
  - “250,000 routing faults into geographically and topologically diverse peering sessions with five major commercial Internet Service Providers” (over 2 years)
    - E.g., Mae-West
  - Fault impact observed by active and passive measurements
    - End to end probing and BGP updates analysis

# Ahba and Craig's BGP testbed



Picture taken from "Delayed Internet Routing Convergence", Sigcomm 2000

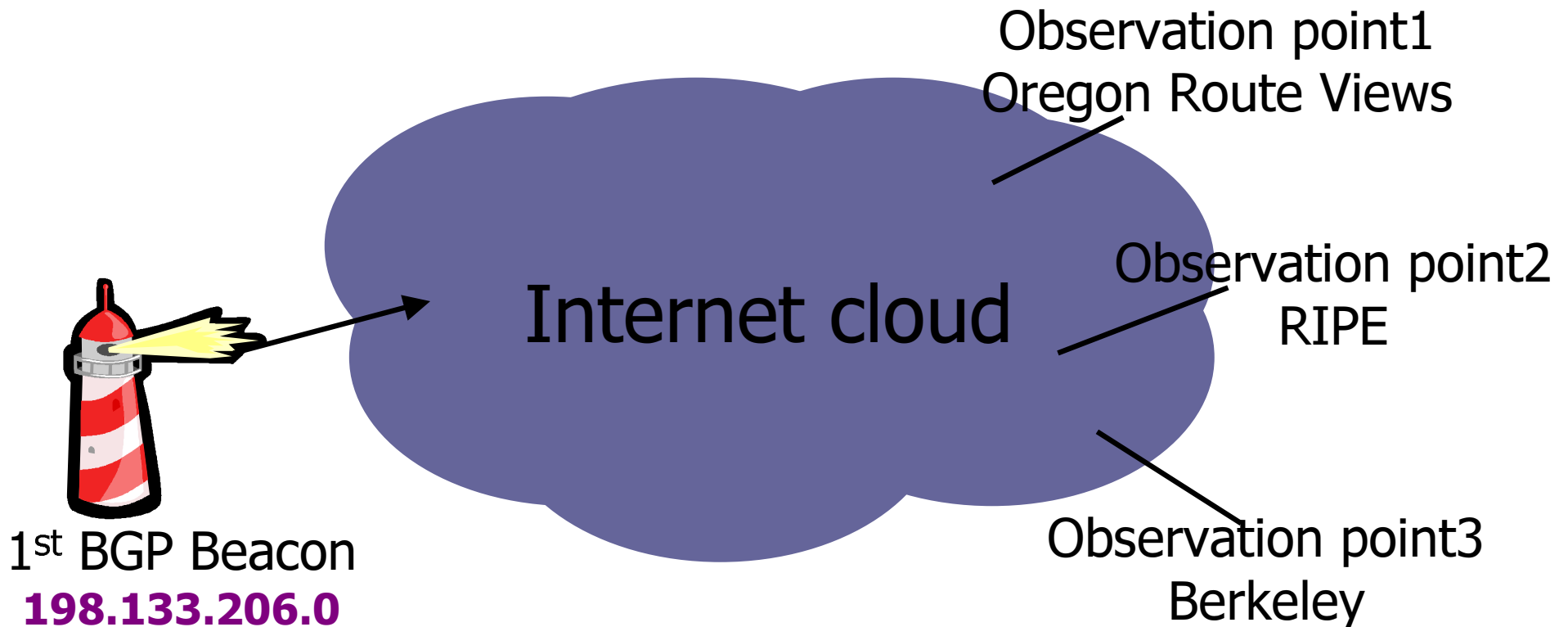
# This motivates public BGP Beacons



- What is a BGP Beacon?
  - An unused prefix with **well-defined** announcement/withdrawal schedule
  - For research purposes to study BGP dynamics
    - Serve to calibrate and interpret BGP updates
  - Can be useful to network operators
    - Adjust configuration parameters: e.g., route flap damping settings
- Semi-permanent, publicly documented

# Where to observe BGP Beacons?

- Use publicly available BGP update data
  - E.g., Route-views, RIPE



# Existing BGP Beacons



Prefix	Source AS	Start date	Upstream Providers	Beacon Host
198.133.206.0/24	3927	8/10/02	AS2914, AS1	Randy Bush
192.135.183.0/24	5637	9/4/02	AS3701, AS2914	David Meyer
203.10.63.0/24	1221	9/25/02	AS1221	Geoff Huston

- Announced and withdrawn with a fixed period (2 hours) between updates
- 1<sup>st</sup> daily ANN: 3:00AM GMT
- 1<sup>st</sup> daily WD: 1:00AM GMT

# RIPE Routing Beacons



- <http://www.ripe.net/ris/beacon.html>
- Since Sep 30<sup>th</sup> 2002

Prefix	RRC	Location
195.80.224.0/24	RRC00-RIPE NCC	Amsterdam, NL
195.80.225.0/24	RRC01-LINX	London, UK
195.80.226.0/24	RRC02-SFINX	Paris, FR
195.80.227.0/24	RRC03-AMS-IX	Amsterdam, NL
195.80.228.0/24	RRC04-CIXP	Geneva, CH
195.80.229.0/24	RRC05-VIX	Vienna, AT
195.80.230.0/24	RRC06-NSPIXP2	Otemachi, JP
195.80.231.0/24	RRC07-Netnod-IX	Stockholm, SE
195.80.232.0/24	RRC08-MAE-WEST	San Jose, CA, US

# Soliciting new Beacons




- How can you help to set up a BGP Beacon?
  - Need an unused prefix accepted by upstream provider
  - Software available to automatically inject routes into BGP session
    - Modified based on bgpd.pl
    - Contact [zmao@eecs.berkeley.edu](mailto:zmao@eecs.berkeley.edu)



# Preliminary Beacon analysis

- Basic statistics on “Beacon noise”
  - Based on viewing network as signal translator
- Case study of route flap damping
  - Looking withdraw- and announce-triggered route suppression

# Think of BGP network as a transducer of signals....



**Tim Griffin: “What is the sound of one route flapping” and “A Model of BGP Update Propagation” models BGP network With a network of non-deterministic Finite State Transducers (FSTs).**

## Example (RIPE RIS data)

RIPE data (from AT&T) for prefix 193.230.121.0/24 for a 20 minute period on Feb. 6 2002 was associated with these routes:

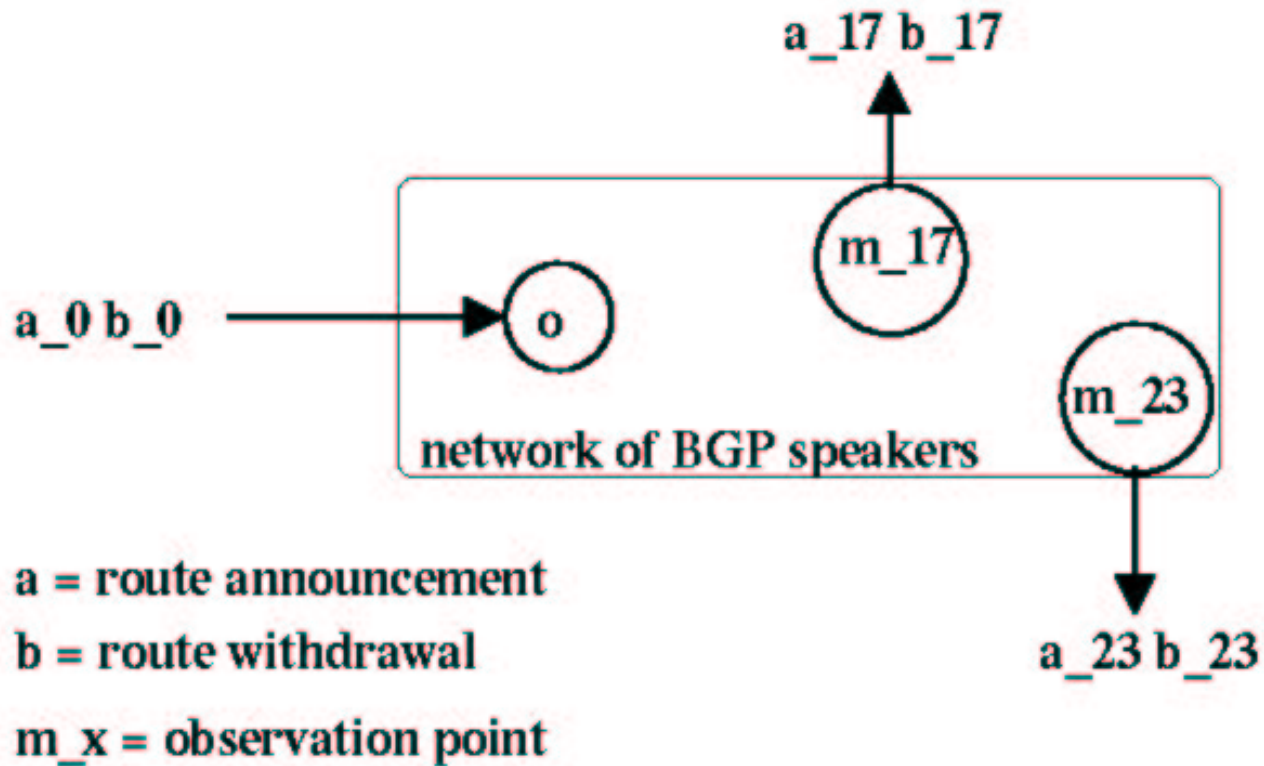
route with AS path	A	W
7018 701 702 8708 13181	$a_1$	$b_1$
7018 1299 5483 8708 13181	$a_2$	$b_2$
7018 3320 5483 8708 13181	$a_3$	$b_3$
7018 1239 3320 5483 8708 13181	$a_4$	$b_4$
7018 701 1299 1299 1299 5483 8708 13181	$a_5$	$b_5$

Using these symbols, represent the 20 minutes update stream as

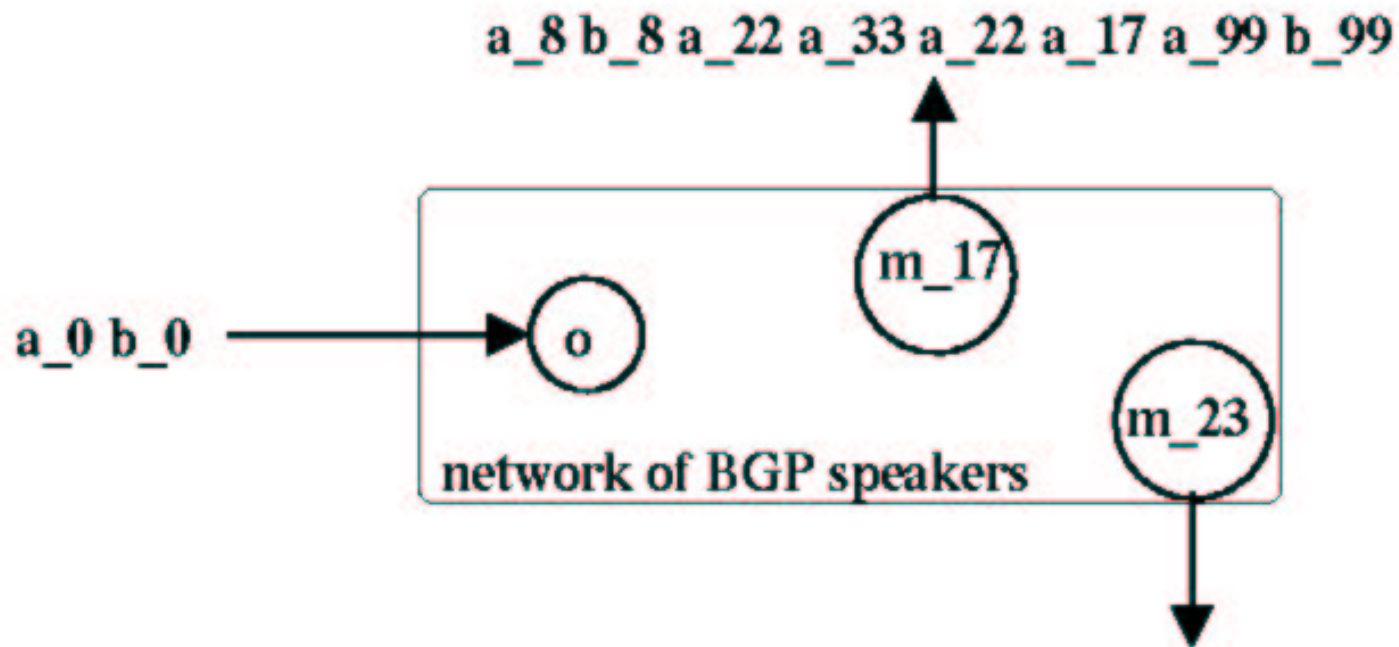
$a_1 b_1 a_2 a_3 a_1 a_2 a_3 a_1 a_2 a_3 a_1 a_4 b_4 a_1 a_2 a_3 b_3 a_5 a_2 a_3 a_1 b_1$

**Question: What input symbol could have caused this?**

# The Naïve View

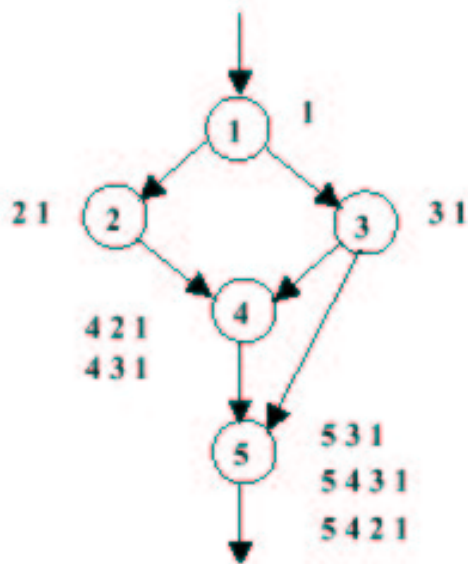


**... reality is a wonderful thing**



# No wonder I'm going crazy trying to interpret those BGP updates ....

It is easy to construct a 5 node BGP system where a simple Announce/Withdraw signal (a\_0 b\_0) at one node can produce any of these 52 output signals at another...



0:  
1: 1  
2: 2 1  
3: 3 1  
4: 4 2 1  
5: 4 3 1  
6: 5 3 1  
7: 5 4 3 1  
8: 5 4 2 1

A path enumeration

$a_6b_6$	$a_7a_6b_6$	$a_8a_6b_6$	$a_8a_6a_8b_8a_7b_7$
$a_6a_7b_7$	$a_7a_6a_7b_7$	$a_8a_6a_7b_7$	$a_8a_7a_6a_7a_8b_8$
$a_6a_8b_8$	$a_7a_6a_8b_8$	$a_8a_6a_8b_8$	$a_8a_7a_8a_6a_8b_8$
$a_6a_7a_8b_8$	$a_7a_8a_6b_6$	$a_8a_7a_6b_6$	$a_8a_7a_8b_8a_6b_6$
$a_6a_8a_7b_7$	$a_7b_7a_6b_6$	$a_8b_8a_6b_6$	$a_8b_8a_6b_6a_7b_7$
$a_6b_6a_7b_7$	$a_7a_6a_7a_8b_8$	$a_8a_6a_7a_8b_8$	$a_8b_8a_7a_6a_7b_7$
$a_6b_6a_8b_8$	$a_7a_6b_6a_8b_8$	$a_8a_6a_8a_7b_7$	$a_8b_8a_7b_7a_6b_6$
$a_6a_7b_7a_8b_8$	$a_7a_8a_6a_8b_8$	$a_8a_6b_6a_7b_7$	
$a_6a_8a_7a_8b_8$	$a_7a_8b_8a_6b_6$	$a_8a_7a_6a_7b_7$	
$a_6a_8b_8a_7b_7$	$a_7b_7a_6a_8b_8$	$a_8a_7a_6a_8b_8$	
$a_6b_6a_7a_8b_8$	$a_7b_7a_8a_6b_6$	$a_8a_7a_8a_6b_6$	
$a_6b_6a_8a_7b_7$	$a_7a_6a_7b_7a_8b_8$	$a_8a_7b_7a_6b_6$	
$a_6b_6a_7b_7a_8b_8$	$a_7b_7a_6b_6a_8b_8$	$a_8b_8a_6a_7b_7$	
$a_6b_6a_8a_7a_8b_8$	$a_7b_7a_8a_6a_8b_8$	$a_8b_8a_7a_6b_6$	
$a_6b_6a_8b_8a_7b_7$	$a_7b_7a_8b_8a_6b_6$	$a_8a_6a_8a_7a_8b_8$	

# Typical “clean” BGP noise (Beacon 1)

- PEER 267:204.42.253.253
  - (events = 602)
- ROUTES:
  - R1 == => 267 2914 3130 3927
  - R2 == => 267 2914 1 3130 3927

# Announcement noise

- 129 : R1 (min duration: 0, max duration: 0)
- 99 : R1 R1 (min duration: 0, max duration: 839)
- 41 : R2 R1 (min duration: 2, max duration: 61)
- 24 : R2 R1 R1 (min duration: 28, max duration: 65)
- 6 : R2 R2 R1 (min duration: 52, max duration: 83)
- 2 : R1 R1 R1 (min duration: 109, max duration: 413)
- 1 : R1 R0 R1 R1 (min duration: 800, max duration: 800)
- 1 : R0 R1 (min duration: 23, max duration: 23)
- 1 : R2 R2 R1 R1 (min duration: 62, max duration: 62)
  
- Signal count: 304
- Average Expansion: 1.69



# Withdrawal noise

- 285 : R0 (min duration: 0, max duration: 0)
- 10 : R2 R0 (min duration: 1, max duration: 54)
- 2 : R1 R0 (min duration: 510, max duration: 540)
- 1 : R0 R1 R1 R0 (min duration: 170, max duration: 170)
  
- Signal count: 298
- Average Expansion: 1.05

# Typical highly distorted BGP noise (Beacon 1)

- Routes (total: 75)

R1 ==> 3257 2914 3130 IGP 213.200.87.254 0 90  NAG	R33 ==> 3257 3561 2914 3130 3927 IGP 213.200.87.254 0 860  NAG
R2 ==> 3257 2914 3130 IGP 213.200.87.254 0 290  NAG	R34 ==> 3257 3561 2914 3130 3927 IGP 213.200.87.254 0 170  NAG
R3 ==> 3257 1299 2914 3130 IGP 213.200.87.254 0 90  NAG	R35 ==> 3257 701 2914 3130 3927 IGP 213.200.87.254 0 100  NAG
R4 ==> 3257 1239 2914 3130 IGP 213.200.87.254 0 190  NAG	R36 ==> 3257 701 2914 3130 3927 IGP 213.200.87.254 0 870  NAG
R5 ==> 3257 1299 4200 2914 3130 IGP 213.200.87.254 0 90  NAG	R37 ==> 3257 2914 3130 3927 IGP 213.200.87.254 0 930  NAG
R6 ==> 3257 1299 701 2914 3130 IGP 213.200.87.254 0 90  NAG	R38 ==> 3257 701 2914 3130 3927 IGP 213.200.87.254 0 170  NAG
R7 ==> 3257 2914 3130 3927 IGP 213.200.87.254 0 190  NAG	R39 ==> 3257 2914 3130 3927 IGP 213.200.87.254 0 860  NAG
R8 ==> 3257 2914 3130 3927 IGP 213.200.87.254 0 90  NAG	R40 ==> 3257 701 2914 3130 3927 IGP 213.200.87.254 0 860  NAG
R9 ==> 3257 1299 2914 3130 3927 IGP 213.200.87.254 0 90  NAG	R41 ==> 3257 2914 3130 3927 IGP 213.200.87.254 0 80  NAG
R10 ==> 3257 1299 4200 2914 3130 3927 IGP 213.200.87.254 0 90  NAG	R42 ==> 3257 1239 2914 3130 3927 IGP 213.200.87.254 0 180  NAG
R11 ==> 3257 1299 701 2914 3130 3927 IGP 213.200.87.254 0 90  NAG	R43 ==> 3257 701 2914 3130 3927 IGP 213.200.87.254 0 80  NAG
R12 ==> 3257 1239 2914 3130 3927 IGP 213.200.87.254 0 190  NAG	R44 ==> 3257 701 2914 3130 3927 IGP 213.200.87.254 0 180  NAG
R13 ==> 3257 2914 3130 3927 IGP 213.200.87.254 0 180  NAG	R45 ==> 3257 2914 3130 3927 IGP 213.200.87.254 0 1080  NAG
R14 ==> 3257 2914 3130 3927 IGP 213.200.87.254 0 200  NAG	R46 ==> 3257 3561 2914 3130 3927 IGP 213.200.87.254 0 80  NAG
R15 ==> 3257 2914 3130 3927 IGP 213.200.87.254 0 320  NAG	R47 ==> 3257 2914 3130 3927 IGP 213.200.87.254 0 1560  NAG
R16 ==> 3257 1299 2914 3130 3927 IGP 213.200.87.254 0 320  NAG	R48 ==> 3257 2914 3130 3927 IGP 213.200.87.254 0 870  NAG
R17 ==> 3257 1299 4200 2914 3130 3927 IGP 213.200.87.254 0 320  NAG	R49 ==> 3257 1 3130 3927 IGP 213.200.87.254 0 180  NAG
R18 ==> 3257 1299 701 2914 3130 3927 IGP 213.200.87.254 0 320  NAG	R50 ==> 3257 3561 1 3130 3927 IGP 213.200.87.254 0 860  NAG
R19 ==> 3257 2914 3130 3927 IGP 213.200.87.254 0 290  NAG	R51 ==> 3257 1 3130 3927 IGP 213.200.87.254 0 1080  NAG
R20 ==> 3257 1299 2914 3130 3927 IGP 213.200.87.254 0 290  NAG	R52 ==> 3257 1 3130 3927 IGP 213.200.87.254 0 860  NAG
R21 ==> 3257 1299 701 2914 3130 3927 IGP 213.200.87.254 0 290  NAG	R53 ==> 3257 3561 2914 3130 3927 IGP 213.200.87.254 0 180  NAG
R22 ==> 3257 2914 3130 3927 IGP 213.200.87.254 0 280  NAG	R54 ==> 3257 1239 1 3130 3927 IGP 213.200.87.254 0 180  NAG
R23 ==> 3257 1239 2914 3130 3927 IGP 213.200.87.254 0 90  NAG	R55 ==> 3257 3561 1 3130 3927 IGP 213.200.87.254 0 180  NAG
R24 ==> 3257 2914 3130 3927 IGP 213.200.87.254 0 100  NAG	R56 ==> 3257 1 3130 3927 IGP 213.200.87.254 0 1310  NAG
R25 ==> 3257 1299 2914 3130 3927 IGP 213.200.87.254 0 100  NAG	R57 ==> 3257 1 3130 3927 IGP 213.200.87.254 0 190  NAG
R26 ==> 3257 1299 4200 2914 3130 3927 IGP 213.200.87.254 0 100  NAG	R58 ==> 3257 1 3130 3927 IGP 213.200.87.254 0 1560  NAG
R27 ==> 3257 1299 701 2914 3130 3927 IGP 213.200.87.254 0 100  NAG	R59 ==> 3257 1 3130 3927 IGP 213.200.87.254 0 80  NAG
R28 ==> 3257 2914 3130 3927 IGP 213.200.87.254 0 170  NAG	R60 ==> 3257 701 1 3130 3927 IGP 213.200.87.254 0 870  NAG
R29 ==> 3257 1239 2914 3130 3927 IGP 213.200.87.254 0 100  NAG	R61 ==> 3257 1239 2914 3130 3927 IGP 213.200.87.254 0 80  NAG
R30 ==> 3257 1239 2914 3130 3927 IGP 213.200.87.254 0 170  NAG	R62 ==> 3257 3561 1 3130 3927 IGP 213.200.87.254 0 70  NAG
R31 ==> 3257 1299 4200 2914 3130 3927 IGP 213.200.87.254 0 270  NAG	R63 ==> 3257 1239 1 3130 3927 IGP 213.200.87.254 0 70  NAG
R32 ==> 3257 1299 701 2914 3130 3927 IGP 213.200.87.254 0 270  NAG	R64 ==> 3257 1 3130 3927 IGP 213.200.87.254 0 70  NAG

# Routes enumeration (cont'd)

- R65 ==> 3257 2914 3130 3927|IGP|213.200.87.254|0|70||NAG
- R66 ==> 3257 3561 2914 3130 3927|IGP|213.200.87.254|0|70||NAG
- R67 ==> 3257 701 2914 3130 3927|IGP|213.200.87.254|0|70||NAG
- R68 ==> 3257 1239 2914 3130 3927|IGP|213.200.87.254|0|70||NAG
- R69 ==> 3257 701 1 3130 3927|IGP|213.200.87.254|0|70||NAG
- R70 ==> 3257 1 3130 3927|IGP|213.200.87.254|0|930||NAG
- R71 ==> 3257 1 3130 3927|IGP|213.200.87.254|0|170||NAG
- R72 ==> 3257 701 1 3130 3927|IGP|213.200.87.254|0|180||NAG
- R73 ==> 3257 701 2914 3130 3927|IGP|213.200.87.254|0|920||NAG
- R74 ==> 3257 1 3130 3927|IGP|213.200.87.254|0|1610||NAG
- R75 ==> 3257 2914 3130 3927|IGP|213.200.87.254|0|1130||NAG

# Announcement noise

- 52 : R7 R8 (min duration: 0, max duration: 3)
- 46 : R62 R64 R65 (min duration: 4, max duration: 46)
- 29 : R8 (min duration: 0, max duration: 0)
- 17 : R13 R7 R8 (min duration: 0, max duration: 1)
- 14 : R13 R8 (min duration: 0, max duration: 1)
- 12 : R28 R41 (min duration: 0, max duration: 1)
- 10 : R28 R24 (min duration: 0, max duration: 0)
- 8 : R13 R41 (min duration: 0, max duration: 0)
- 6 : R41 (min duration: 0, max duration: 0)
- 6 : R7 R13 (min duration: 0, max duration: 25)
- ... <omitted>
- Total: 173 combinations
- Signal count: 323
- Average Expansion: 2.88

# Withdrawal noise

- 16 : R9 R10 R0 (min duration: 46, max duration: 86)
- 7 : R9 R11 R0 (min duration: 59, max duration: 89)
- 7 : R0 R42 R0 (min duration: 1, max duration: 11)
- 6 : R0 R36 R0 (min duration: 7, max duration: 46)
- 5 : R9 R8 R9 R10 R11 R0 (min duration: 81, max duration: 106)
- 5 : R9 R10 R11 R0 (min duration: 82, max duration: 104)
- 4 : R0 R42 R13 R0 R42 R0 R36 R0 (min duration: 40, max duration: 67)
- 4 : R9 R13 R8 R9 R10 R0 (min duration: 67, max duration: 99)
- ... <omitted>
  
- Total: 206 combinations
- Signal count: 296
- Average Expansion: 6.83

# Cumulative Beacon statistics

- Vantage points:
  - RIPE00, route-view, Berkeley, MIT, MIT-  
RON nodes, ATT-Research, AT&T, AMS-  
IXP, Verio

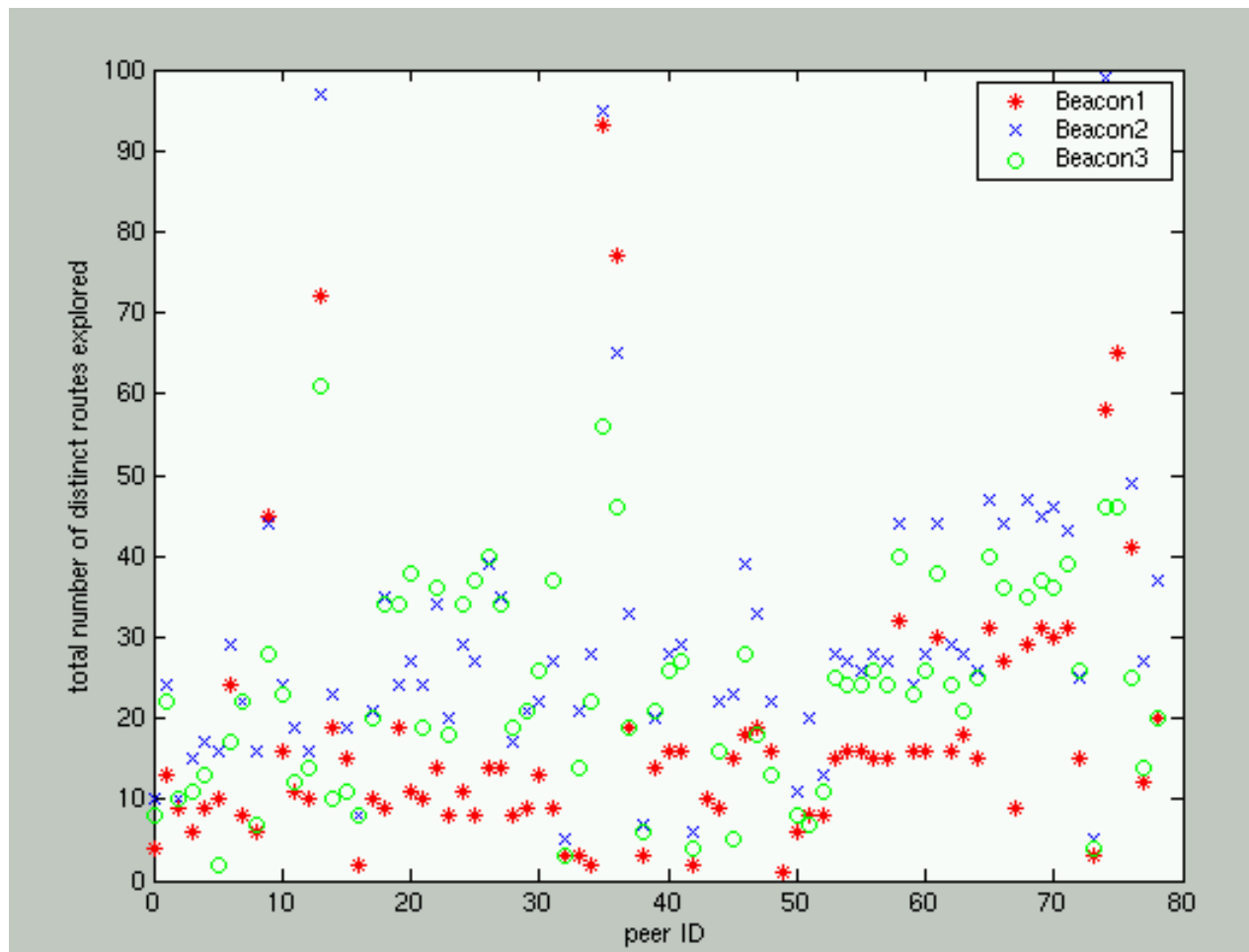
Beacon	Max no. transient routes	Max ANN-out-signal length	Max WD-out-signal length	Max ANN-avg expansion	Max WD-avg expansion
1	93	22	19	4.11	7.34
2	99	17	22	4.10	10.23
3	61	14	22	3.95	14.38

# Cumulative Beacon statistics

RIPE Beacon	Max no. transient routes	Max ANN-out-signal length	Max ANN-avg expansion	Max WD-out-signal length	Max WD-avg expansion
195.80.224.0/24	49	5	2.11	18	8.75
195.80.225.0/24	11	4	2	14	5.59
195.80.226.0/24	1	2	1.28	1	1
195.80.227.0/24	95	13	6.06	24	12.24
195.80.228.0/24	8	7	1.85	4	2.25
195.80.229.0/24	58	14	6.79	27	9.71
195.80.230.0/24	--	--	--	--	--
195.80.231.0/24	--	--	--	--	--
195.80.232.0/24	4	2	1.86	4	1.86

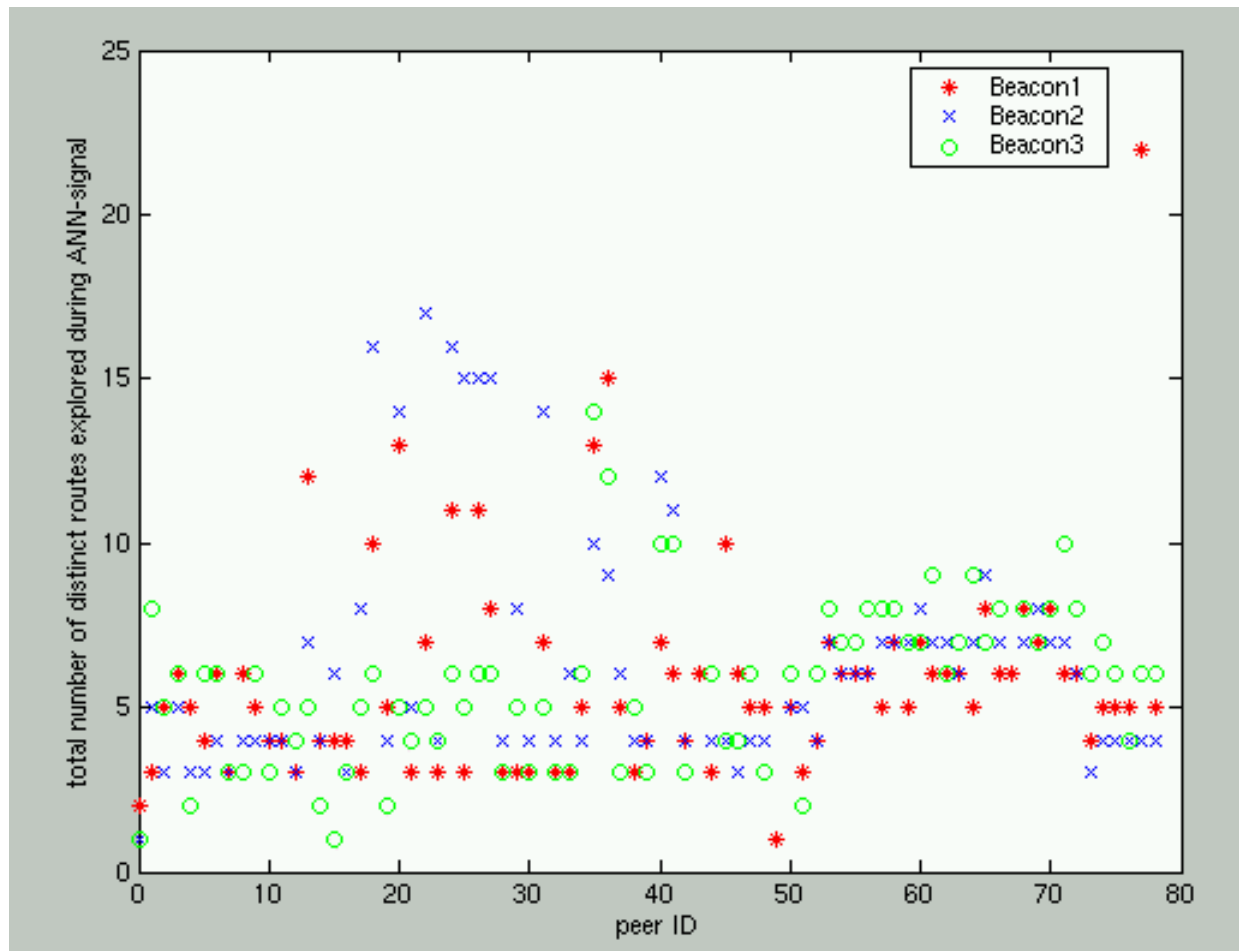
# More detailed Beacon stats

## Total number of routes

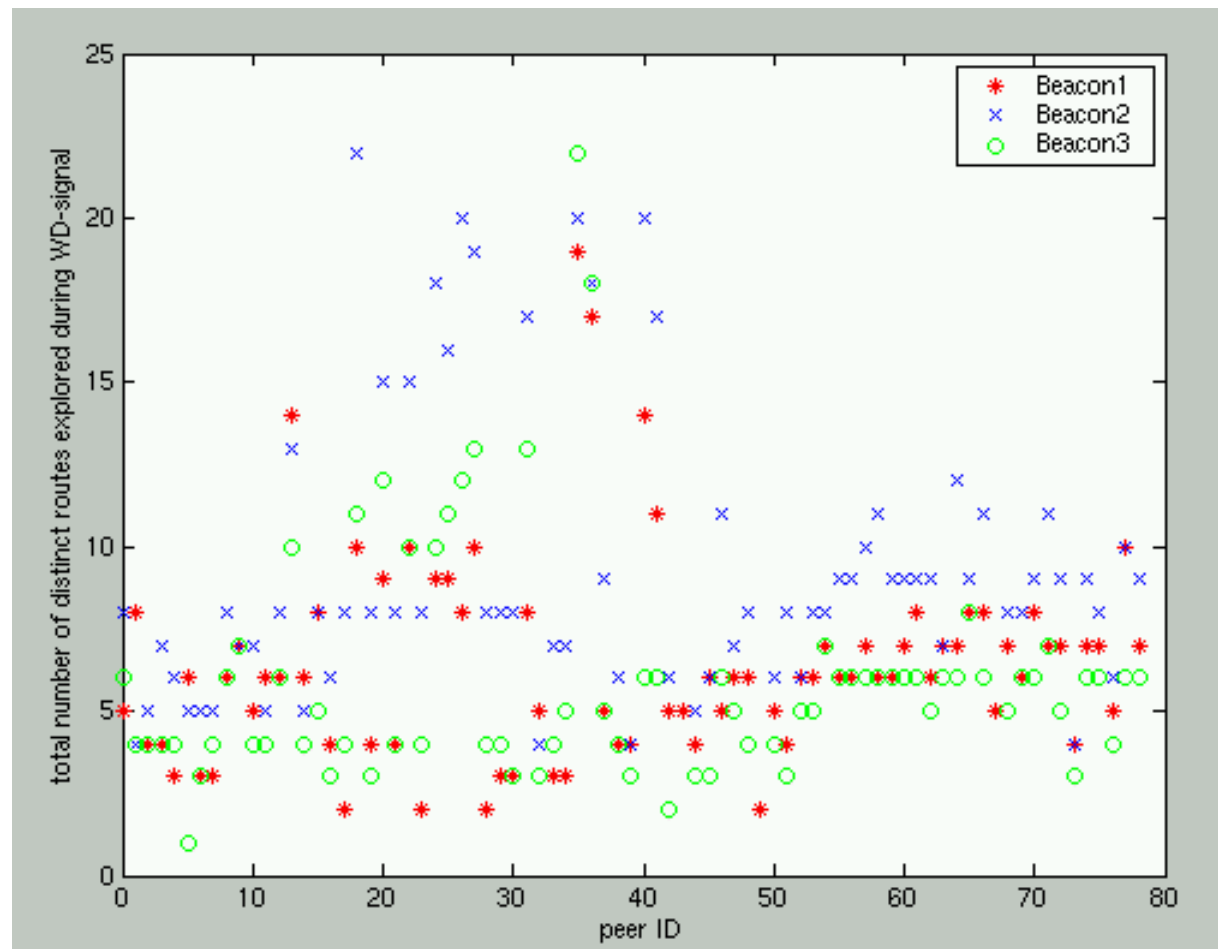




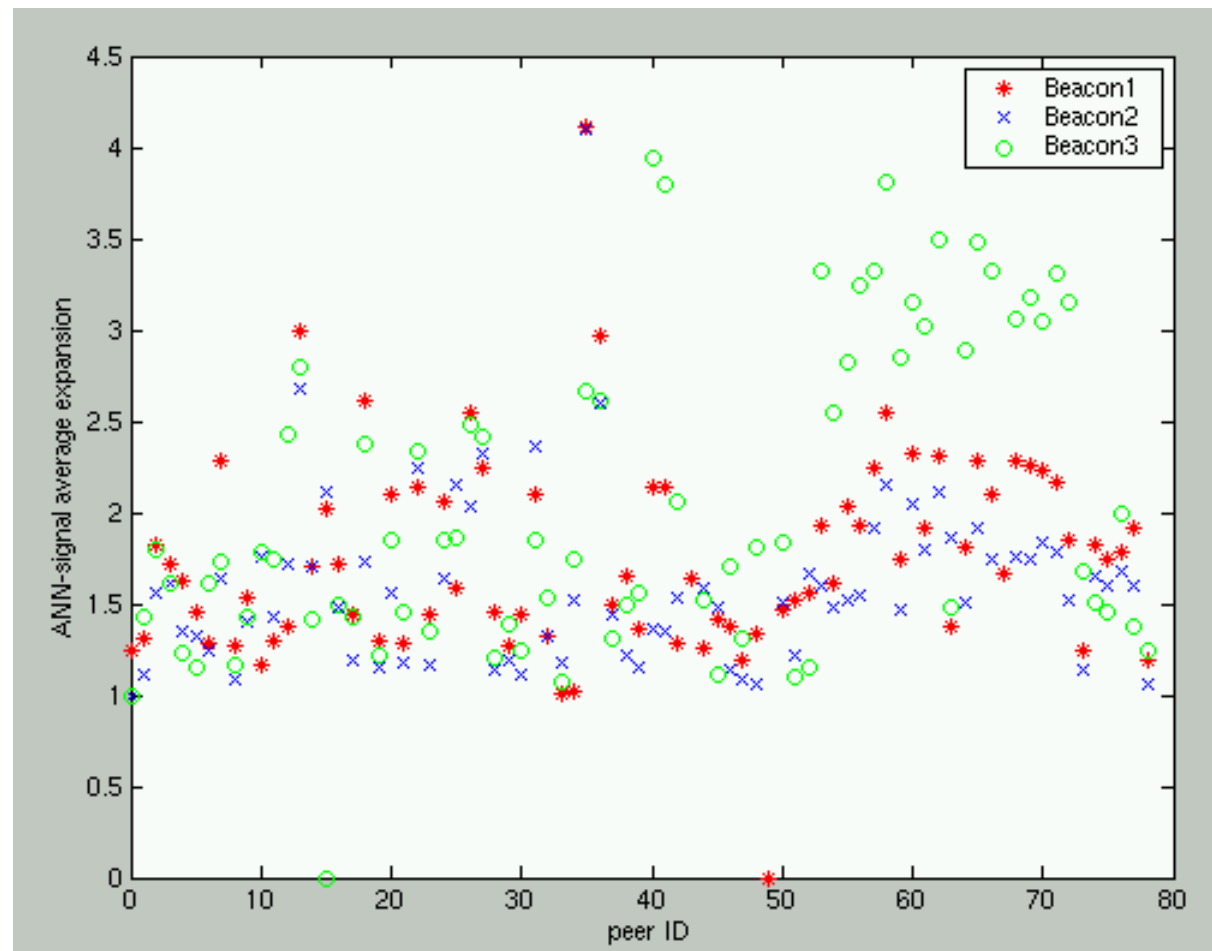
# Max no. updates for ANN-signal



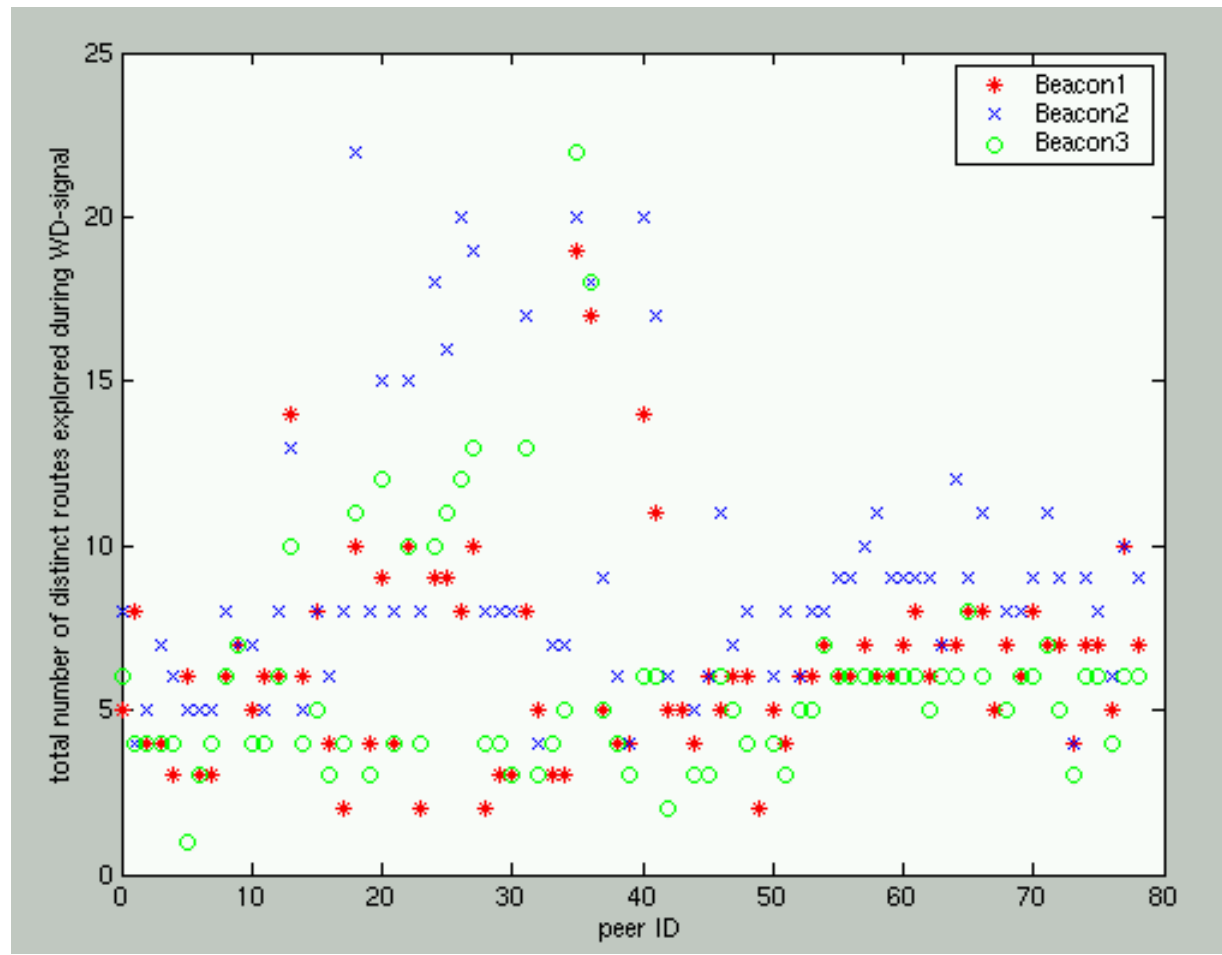
# Max no. updates for WD-signal



# Average expansion for ANN-signal



# Average expansion for WD-signal



# List of peers: (AS: IP)

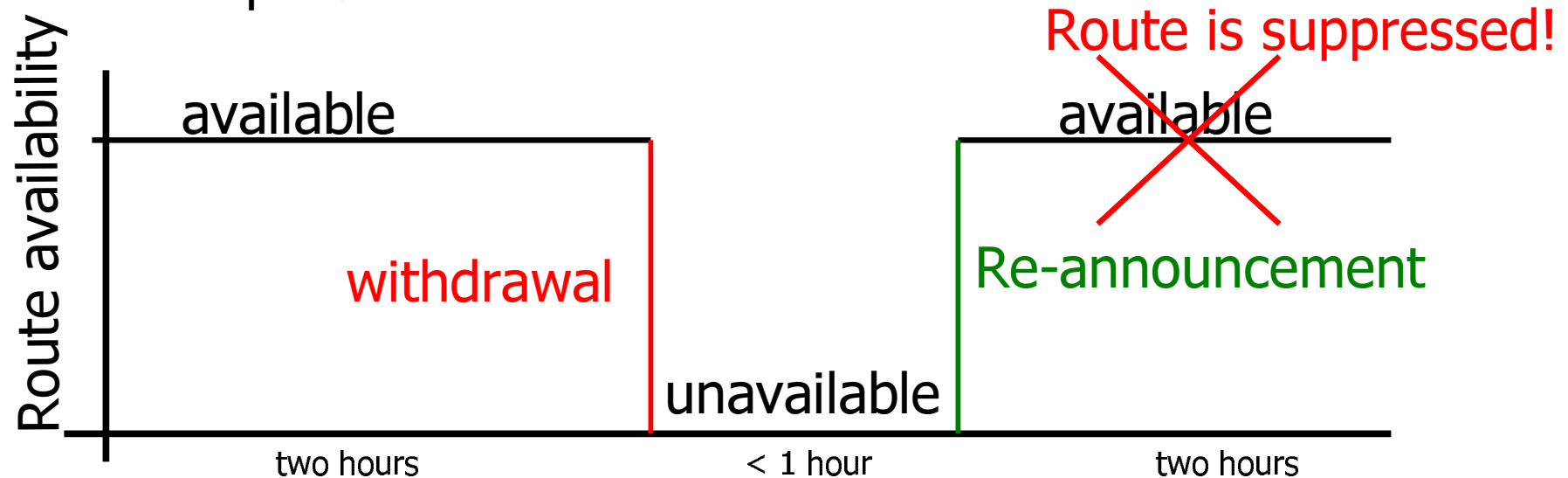
0: 10781:204.17.195.235	22: 2914:129.250.0.3	41: 3549:64.211.147.146	61: 7018
1: 10781:204.17.195.236	23: 2914:129.250.0.43	42: 3561:208.172.146.2	62: 7018
2: 1103:193.148.15.34	24: 2914:129.250.0.45	43: 3:18.168.0.18	63: 7018
3: 11085:131.149.2.1	25: 2914:129.250.0.52	44: 3:18.168.0.27	64: 7018
4: 11608:207.246.129.6	26: 2914:129.250.0.55	45: 4608:202.12.29.64	65: 7018
5: 1221:203.62.252.26	27: 2914:129.250.0.56	46: 4777:202.12.28.190	66: 7018
6: 1239:144.228.241.81	28: 2914:129.250.0.57	47: 513:192.65.184.3	67: 7018
7: 12859:193.148.15.200	29: 2914:129.250.0.6	48: 5511:193.251.128.22	68: 7018
8: 13129:212.20.151.234	30: 2914:129.250.0.69	49: 6431:135.207.27.66	69: 7018
9: 16150:217.75.96.60	31: 2914:129.250.0.84	50: 6431:192.20.225.225	70: 7018
10: 1668:66.185.128.1	32: 293:134.55.20.229	51: 6521:207.173.16.1	71: 7018
11: 1:4.0.4.90	33: 3130:147.28.255.1	52: 6539:216.18.31.102	72: 7018
12: 22208:66.198.48.194	34: 3130:147.28.255.2	53: 7018	73: 7018
13: 22208:66.198.48.195	35: 3257:193.148.15.85	54: 7018	74: 7911:64.200.199.3
14: 25:128.32.1.200	36: 3257:213.200.87.254	55: 7018	75: 7911:64.200.199.4
15: 25:128.32.1.3	37: 3333:193.0.0.56	56: 7018	76: 8121:199.74.221.1
16: 267:204.42.253.253	38: 3356:209.244.2.115	57: 7018	77: 852:66.203.205.62
17: 2914:129.250.0.10	39: 3549:195.66.224.112	58: 7018	78: 9177:212.47.190.1
18: 2914:129.250.0.101	40: 3549:208.51.113.254	59: 7018	
19: 2914:129.250.0.11		60: 7018	
20: 2914:129.250.0.18			

# What is route flap damping?

- RFC2439
  - Supported by all major router vendors
  - Believed to be widely deployed
- Goals:
  - Reduce router processing load due to instability
  - Do not sacrifice convergence times for well-behaved routes

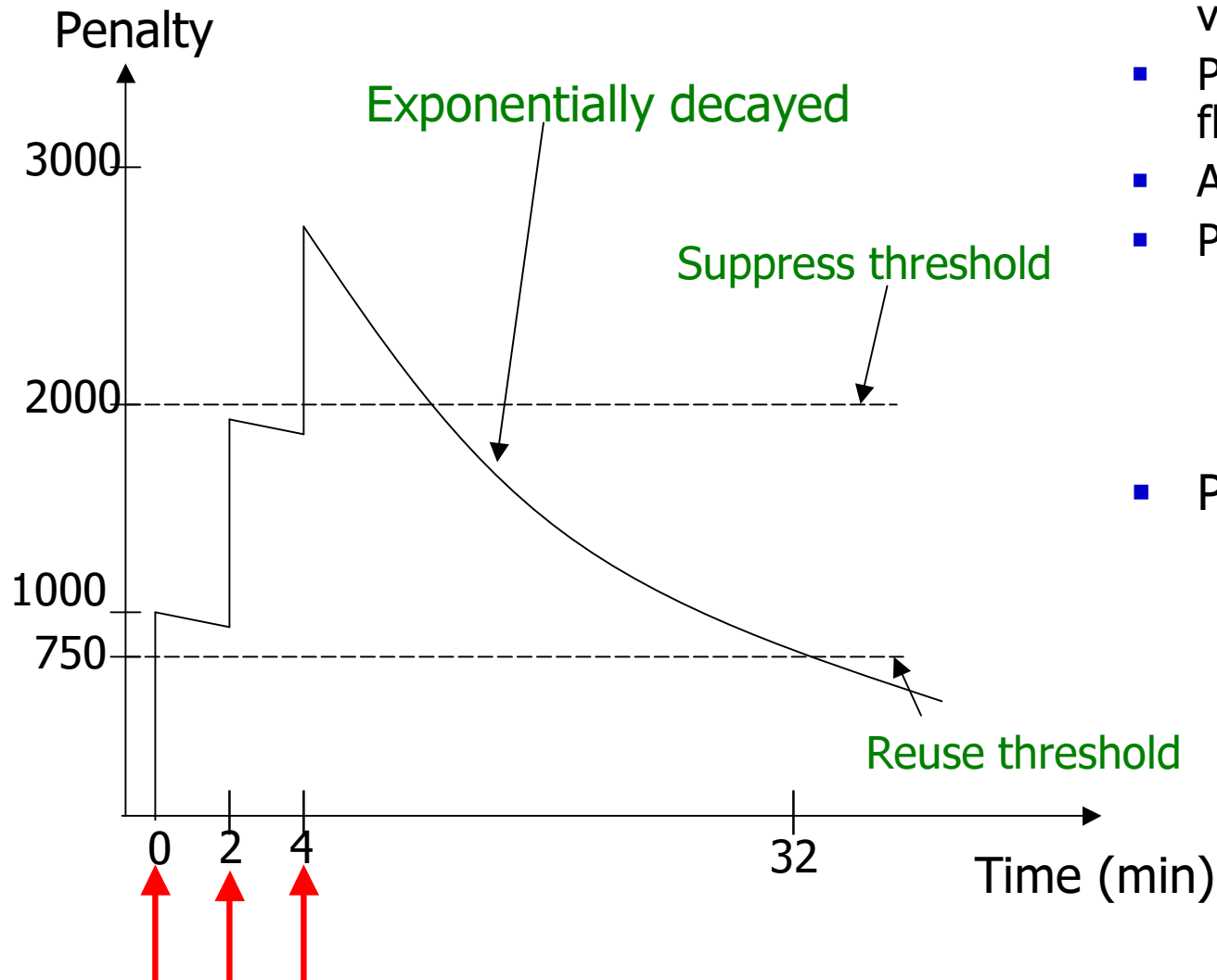
# Transient instability

- Router reboot
  - Due to circuit or software upgrade, etc.
- A single link flap
  - Due to network congestion, link connectivity problems etc.



# How does route flap damping work?

(using default Cisco parameters)



- For each peer, per destination, keep a penalty value
- Penalty increases for each flap
- A flap is a route change
- Penalty decays exponentially

$$P(t') = P(t)e^{-\lambda(t'-t)}$$

- Parameters:
  - Fixed: Penalty increment
  - Configurable: half-life, suppress-, reuse-threshold, max suppressed time



# Route flap damping analysis

- Use RIPE-229 recommended flap damping setting for /24:
  - Cisco: half life=30min, suppress=3000
  - Juniper: half life=30min, suppress=6000

Beacon	No. suppression events by Cisco	No. suppression events by Juniper	Total event count
1	1325 (4%)	381 (1%)	32,527
2	2878 (14%)	1259 (6%)	19,930
3	581 (10%)	146 (3%)	5,555

# Distinguishing btw ANN and WD

Beacon	Cisco/ANN-triggered	Juniper/ANN-triggered	Total ANN-event
1	86 (0.5%)	18 (0.0%)	16191
2	59 (0.0%)	18 (0.0%)	9858
3	26 (0.0%)	5 (0.0%)	2777

Beacon	Cisco/WD-triggered	Juniper/WD-triggered	Total WD-event
1	1239 (7.6%)	363 (2.2%)	16336
2	2819 (28%)	1241 (12%)	10072
3	555 (20%)	141 (5%)	2778

# Cascaded withdrawals! (1)

- Peer: 213.200.87.254, AS=3257 from RouteViews
- In response to WD-beacon at 01:00, Aug 20<sup>th</sup>.
- Using Cisco setting + RIPE229 recommendation
  - (Note: first 2 announcements differ in community attributes)

Time 8/20	A/W	ASPath	Penalty
01:00:16	A	3257 1299 2914 3130 3927	500
01:00:47	A	3257 1299 2914 3130 3927	988
01:00:50	W		1985
01:00:50	A	3257 1299 4200 2914 3130 3927	1985
01:01:13	A	3257 1299 701 2914 3130 3927	2451
01:02:05	W		3354

Above suppress threshold



## Cascaded withdrawals! (2)

- Peer: 212.47.190.1, AS=9177 from RIPE
- In response to WD-beacon at 18:00, Aug 10<sup>th</sup>.
- Using Cisco setting + RIPE229 recommendation

Time 8/10	A/W	ASPath	Penalty
18:00:15	A	9177 3320 1 2914 3130 3927	500
18:00:41	A	9177 6730 5400 2914 3130 3927	990
18:01:41	A	9177 3320 2914 3130 3927	1445
18:03:06	A	9177 3320 1239 2914 3130 3927	1853
18:03:35	W		2812
18:04:03	A	9177 6730 5400 2914 3130 3927	2752
18:04:31	W		3694

Above suppress threshold 

# Why does this happen?

- BGP is a path vector protocol
  - Explores alternate routes before withdrawal
  - Topology dependent
- Delay in messages due to variations in
  - MinRouteAdver timer values
  - Propagation delays
  - Router processing overhead
- Route flap damping parameter setting
  - Cisco/Juniper punishes virtually all route changes
  - Default setting and RIPE-229 recommendation are too aggressive

# Current ongoing work

- Validation of Net-FST
  - Network of finite state transducers
  - Examine the output patterns
- Stochastic model
  - predict BGP update patterns
  - Validate using simulations (SSFnet)
- Infer network properties
  - Based on output BGP update patterns
- Use Beacons as a calibration tool
  - Interpret the root cause of BGP updates
- Proposed improved route flap damping algorithm

# Reference

- RIPE-229: "RIPE Routing-WG Recommendations for Coordinated Route-flap Damping Parameters", 2001
- RFC 2439: "BGP Route Flap Damping", 1998
- Randy Bush, Tim Griffin, Z. Mao, "Route flap Damping: harmful?" RIPE 43, 2002
- Tim Griffin, "What is the sound of one route flapping" Dartmouth talk slides, June 2002
- C. Labovitz, G. R. Malan, F. Jahanian, "Internet Routing Instability", TON 1998
- C. Labovitz, R. Malan, F. Jahanian, "Origins of Internet Routing Instability", Infocom 1999

## More references

- C. Labovitz, A. Ahuja, F. Jahanian, "Experimental Study of Internet Stability and Wide-Area Network Failures", FTCS 1999
- C. Labovitz, A. Ahuja, A. Bose, F. Jahanian, "Delayed Internet Routing Convergence" Sigcomm 2000
- C. Labovitz, A. Ahuja, R. Wattenhofer, S. Venkatachary, "The Impact of Internet Policy and Topology on Delayed Routing Convergence", Infocom 2001
- Z. Mao, R. Govindan, G. Varghese, R. Katz "Route Flap Damping Exacerbates Internet Routing Convergence" Sigcomm 2002



# Acknowledgements

- Beacon hosts
  - Randy Bush
  - Dave Meyer
  - Geoff Huston
- RIPE, Route-view, MIT RON projects
- Discussion with
  - Ramesh Govindan, Randy Katz, George Varghese

**Back up slides**

# RIPE-229

- RIPE-229 recommendation:
  - Don't damp until fourth flap
  - /24 or longer prefixes: max=min outage 60 min
  - /22, /23 prefixes:
    - max outage=45min, min outage=30min
  - Other prefixes:
    - max outage=30min, min outage=10min

# Router vendor default values

Parameter	Cisco	Juniper
Withdrawal penalty	1000	1000
Re-advertisement penalty	0	1000
Attributes change penalty	500	500
Suppress threshold	2000	3000
Half-life (min)	15	15
Reuse threshold	750	750
Max suppress time (min)	60	60

- Cisco
  - Three flaps can suppress route
- Juniper
  - Minimum four flaps to suppress route
- Example:
  - Three flaps with 2 min interval
  - Cisco: suppress on the third flap for more than 28 minutes